



Tracer Study of Tanjungpura University 2015



***TRACER STUDY* IMPLEMENTATION TO IMPROVE THE QUALITY AND COMPETENCE OF THE ALUMNI**

Elvi Rusmiyanto PW, HA. Oramahi, Erlinda Yurisinthae dan Urai Salam
Career Development Center (CDC), Center For Employment Services
and Center For Quality Assurance (CQA)
Tanjungpura University



Latar Belakang

- West Kalimantan is one of the provinces in Indonesia bordering with Malaysia
- Universitas Tanjungpura (Untan) is the only state university in West Kalimantan
- **Untan's alumni plays important roles in West Kalimantan development**



Latar Belakang *(lanjt...)*

- The main purpose of Tracer studies is to strengthen *link and match* strategy of Tanjungpura University between education and society needs or work markets
- **Untan has conducted Tracer Study on Undergraduate alumni since 2012.**



Latar Belakang *(lanjut...)*

- This year 2015, Untan conducted TS for undergraduate 2013 alumni cohort.
- The main usage of tracer study result is for both study program and institutional accreditation





The Purposes

- To map the alumni responsibilities in the workplace.
- To know the absorption, the process, and the position of the alumni in the workplace
- To analyze the relevance between learning system and skills for work
- To prepare the alumni with the required competence in the real workplace.
- To map the gap between alumni competence and working skills demand



Methodology



TS Untan 2012

- Online (each faculty)
- S1 reguler

TS Untan 2014

- Online (PJK-PPM)
- S0, S1, S2 reguler
- n=3575

TS Untan 2015

- Online (PJK-PPM)
- S1 reguler
- n=2867

TS Untan 2012: conducted by each faculty for accreditation.

TS Untan 2014: alumni 2011, 2011 and 2012, to know the spread of alumni in the working place and their academic competence in their workplace.

TS Untan 2015: alumni 2013, in 2 years, the participants are believed to have been exposed with working market , alumni mapping, academic competence, and curriculum evaluation.



Methodology cont...

Data collection 2015

- The population size was 3298
- The population of undergraduate diploma (2 programs) were 32.
- The population of undergraduate (9 faculties) were 2867.
- The population of post-graduate (8 faculties) were 399.



Methodology cont...

- Preparation
 - a. Tracer Study team is based on SK Rektor No: 2812/UN22/DT/2015 dated 17 June 2015 and surveyor recruitment.
 - b. The questionnaires were developed based on DIKTI guide line.
 - c. The web addresses are www.tracerstudy.dikti.go.id and Untan Web tracer study www.traceralumni.untan.ac.id



Methodology cont...

Web screenshot

Tracer Alumni - Alumni

traceralumni.untan.ac.id/administrator/alumni/index

Halo, PPM1

Online

Depan

Kuisisioner

Alumni

Manajemen Alumni

Beranda » Alumni » Index

Tracer Alumni

www.traceralumni.untan.ac.id

Tracer Alumni

UNIVERSITAS TANJUNGPURA

PONTIANAK

Selamat Datang

Tracer Alumni Universitas Tanjungpura Pontianak

Masuk Sebagai Alumni

Jumlah Data : 349

Tempat Lahir	Tanggal Lahir	Aksi
Pagar Lebata	1991-01-14	[icon]
Ketapang	1980-05-17	[icon]
Mempawah	1990-08-22	[icon]
Na Ledan	1989-05-21	[icon]
Surabaya	1990-12-19	[icon]
Na Ledan	1989-05-21	[icon]
Surabaya	1990-12-19	[icon]
Serukam	1986-04-01	[icon]
Ledo	1986-09-02	[icon]
Tebas	1989-01-11	[icon]
Masbangun	1988-08-04	[icon]
Sanggau	1991-11-16	[icon]

« 1 2 3 4 5 6 7 8 9 10 »



Methodology cont...

Tracer Alumni - Default

translate - Google Search

traceralumni.untan.ac.id/administrator/default/index

Tracer Alumni

Halo, PPM1
Online

Depan

Kuisiener

Data Alumni

Surveyor

Beranda

Oramahi satu

505
Jumlah Alumni Me

0

0

Tracer Alumni - Soal

45.64.97.34/tracer_alumni/Administrator/soal/index

Daftar Alumni

Kuisiener

Fakultas

Jurusan

Prodi

Pengguna

Nomor	Pertanyaan	Icons
1.01	Kapan anda mulai mencari pekerjaan? Mohon pekerjaan sambilan tidak dimasukkan (Jawaban dalam bulan)	✎ ✖
1.02	Bagaimana anda mencari pekerjaan tersebut? Jawaban bisa lebih dari satu	✎ ✖
1.03	Berapa bulan waktu yang dihabiskan (sebelum dan sesudah kelulusan) untuk memperoleh pekerjaan pertama	✎ ✖
1.04	Apakah pekerjaan pertama anda setelah lulus sesuai dengan bidang?	✎ ✖
1.05	Berapa besar gaji pekerjaan pertama anda?	✎ ✖
1.06	Berapa perusahaan/instansi/institusi yang sudah anda lamar (lewat surat atau e-mail) sebelum anda memperoleh pekerjaan pertama?	✎ ✖
1.07	Berapa banyak perusahaan/instansi/institusi yang merespons lamaran anda?	✎ ✖
1.08	Apakah anda bekerja saat ini (termasuk kerja sambilan dan wirausaha)?	✎ ✖
1.09	Jika belum bekerja, manakah hal berikut yang sesuai dengan kondisi anda?	✎ ✖
1.10	Apakah anda aktif mencari pekerjaan dalam 4 minggu terakhir?	✎ ✖
1.11	Apakah status pekerjaan anda sekarang	✎ ✖
1.12	Apa jenis perusahaan/instansi/institusi tempat anda bekerja sekarang ?	✎ ✖

Masuk Ruang Alumni

Silahkan anda masukkan data-data berikut

Nim *

Nama *

Tanggal Lahir *

Program Studi *

Tahun Lulus *

Lupa NIM?

Batal Masuk



Methodology cont...

Tracer Study Meeting in 2015





Data Collection

2. Data collection Process (*via online and face-to-face*)
 - a. Using social media (facebook, twiter, instagram, BBM, Line, whatsapp) and faculty alumni network (20%) to fill up online questionnaires.
 - b. Direct interview (very limited, <10%).
 - c. Line Telephone and SMS (>80%).



Data Analysis

3. Data analysis processes

- a. Verifying Questionnaires.**
- b. manual data input**
- c. Analyzing data**



Dissemination

4. Data Dissemination

The result of the tracer study was disseminated in front of faculty members and study programs in order to get input.

In addition, the result was also used to evaluate the curriculums and teaching learning processes.



Data Display

TS Untan 2015

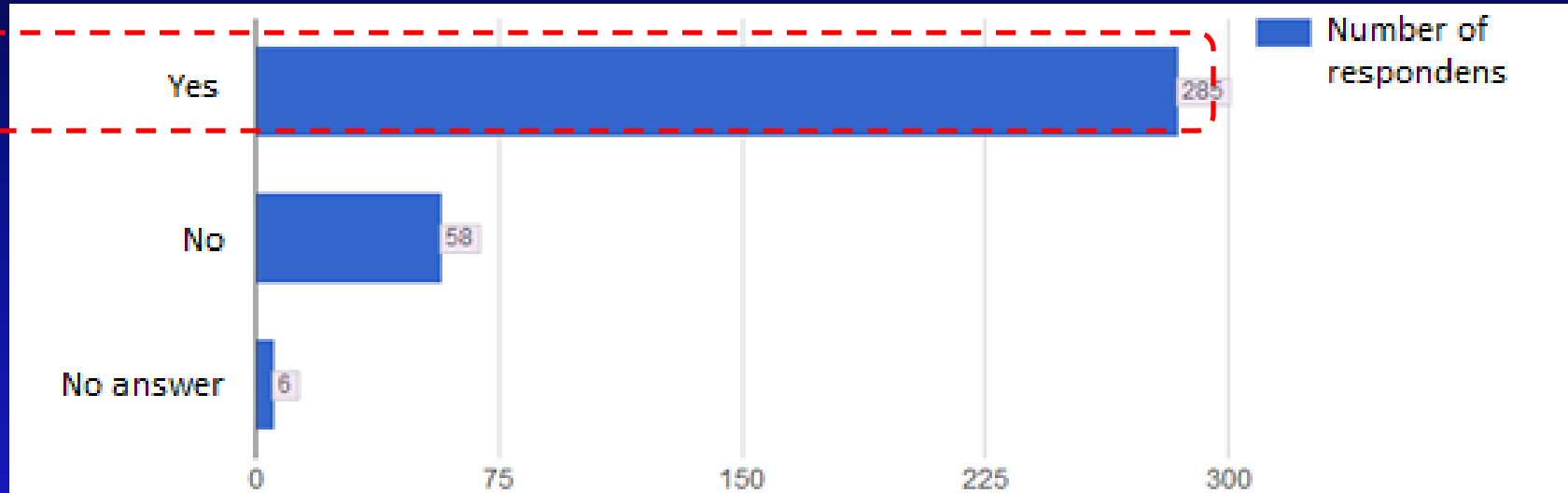


Questionnaire Responses

	TS Untan 2014		TS Untan 2015	
Number of population target	3575		2867	
Undelivered	403	11.27%	279	9,73%
Subject target	3172	88.72%	2588	90.27%
Respondents	505		502	
Gross response rate	$(505/3575)*100$	14.23%	$(502/3867)*100$	17,61%
Nett response rate	$(505/3171)*100$	15,92%	$(502/2588)*100$	19.39%
Completion Rate	$(357/505)*100$	70.69%	$(401/502)*100$	79.88%



Appropriate academic atmosphere



Academic atmosphere during teaching learning processes has fulfilled your expectation (n=455)



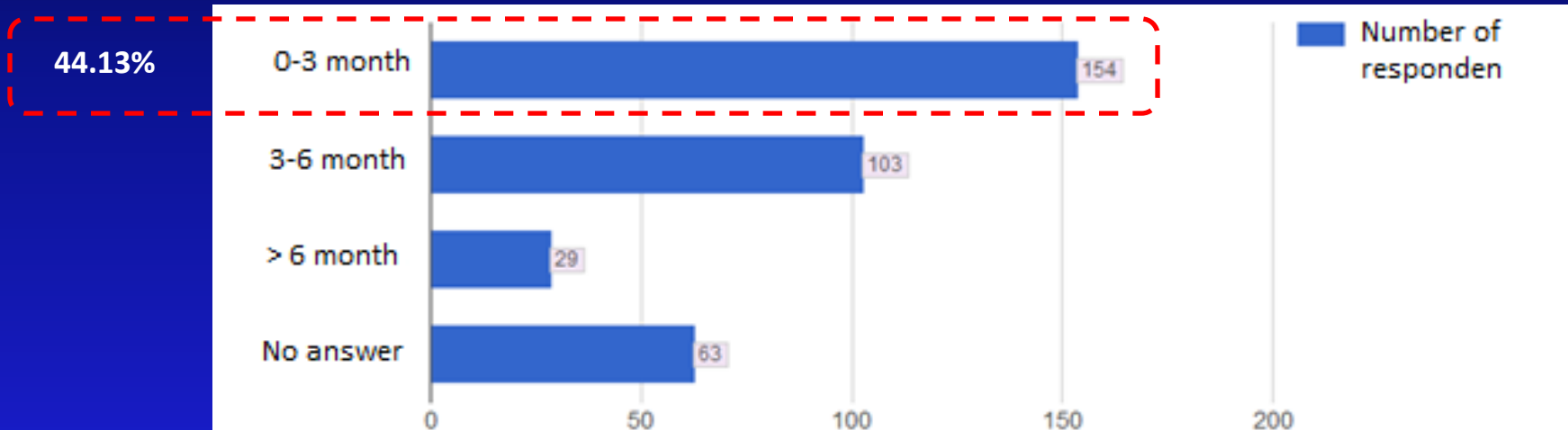
Job Information



How to get the information for job of Tanjungpura University alumni 2013 (n=455)



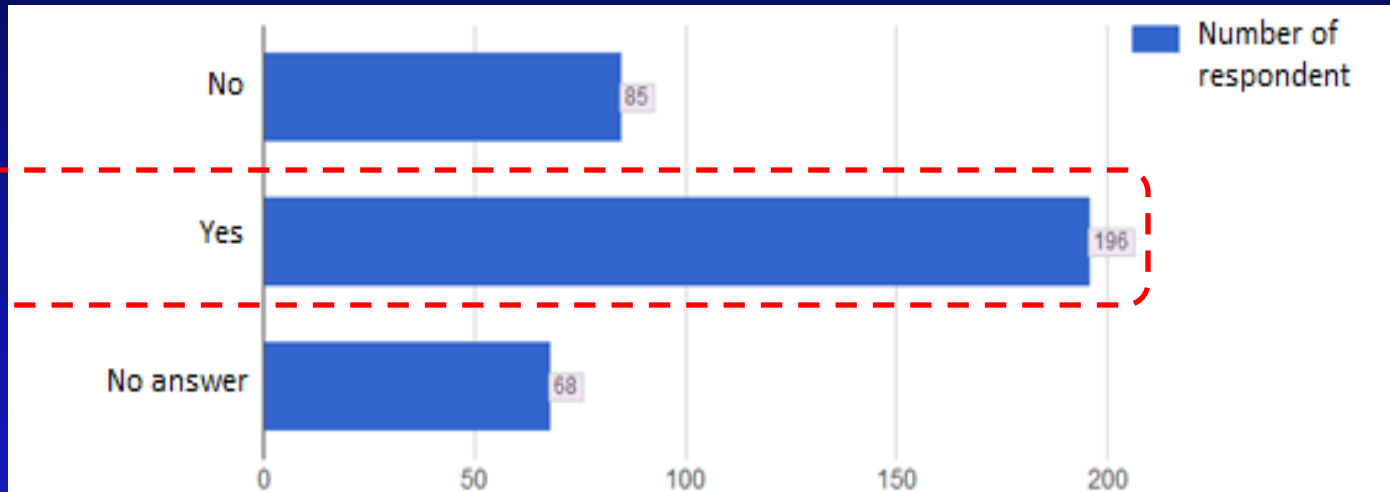
The waiting time for a job



Rate of the waiting time for the alumni to get a job (n=349) was 6.8 months



First Job

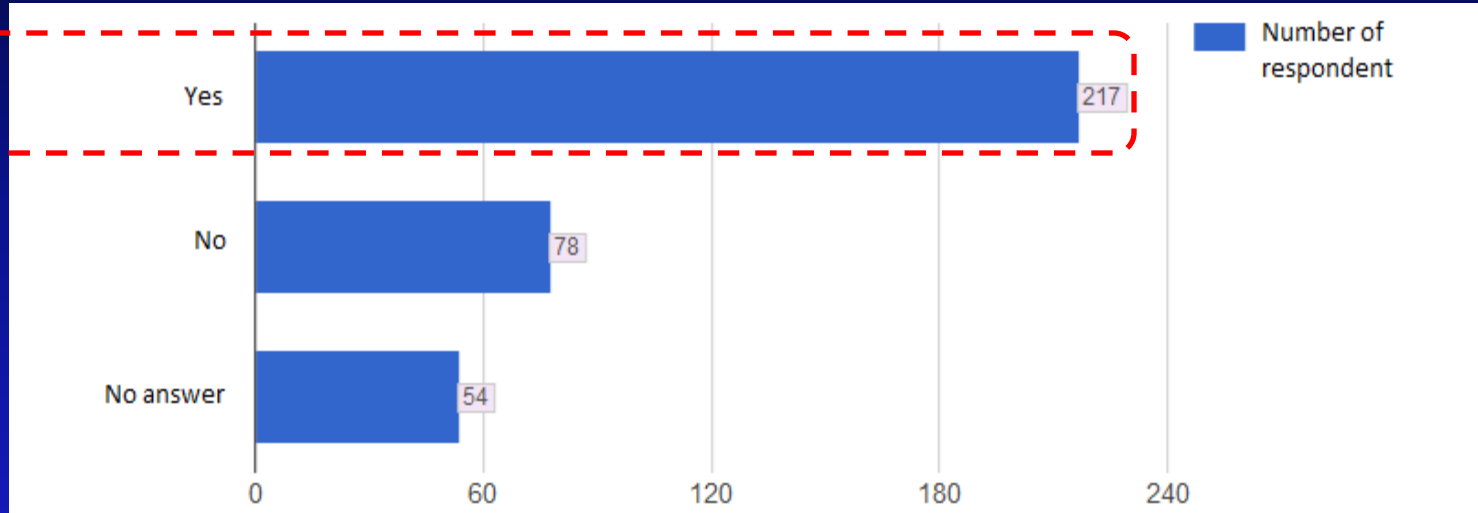


The first job after graduation relevant to the education (n=349)



Current Job

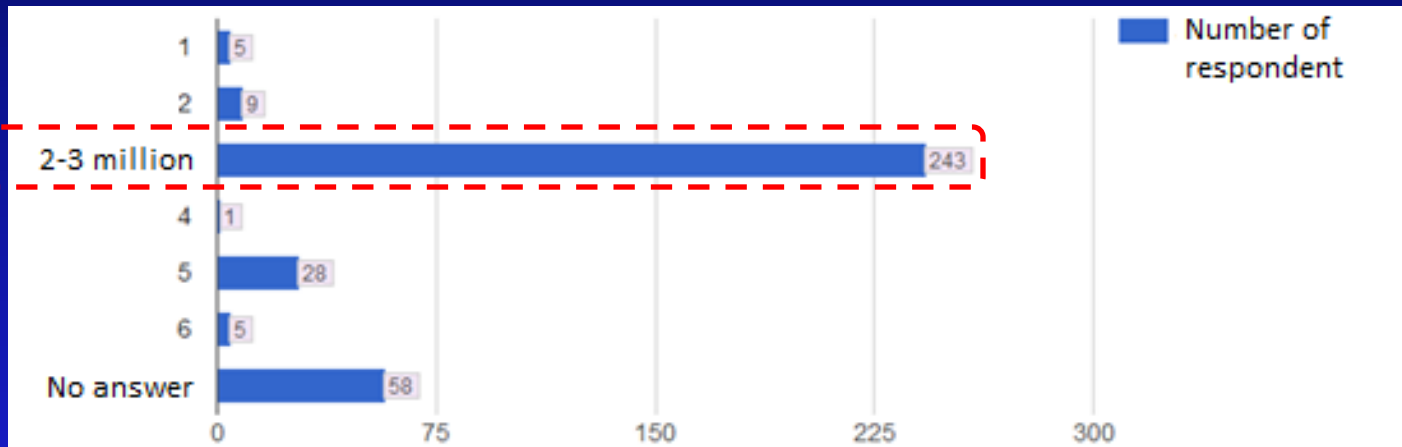
62.18%



The current job after graduation relevant to the education (n=349)



Monthly Gross Income

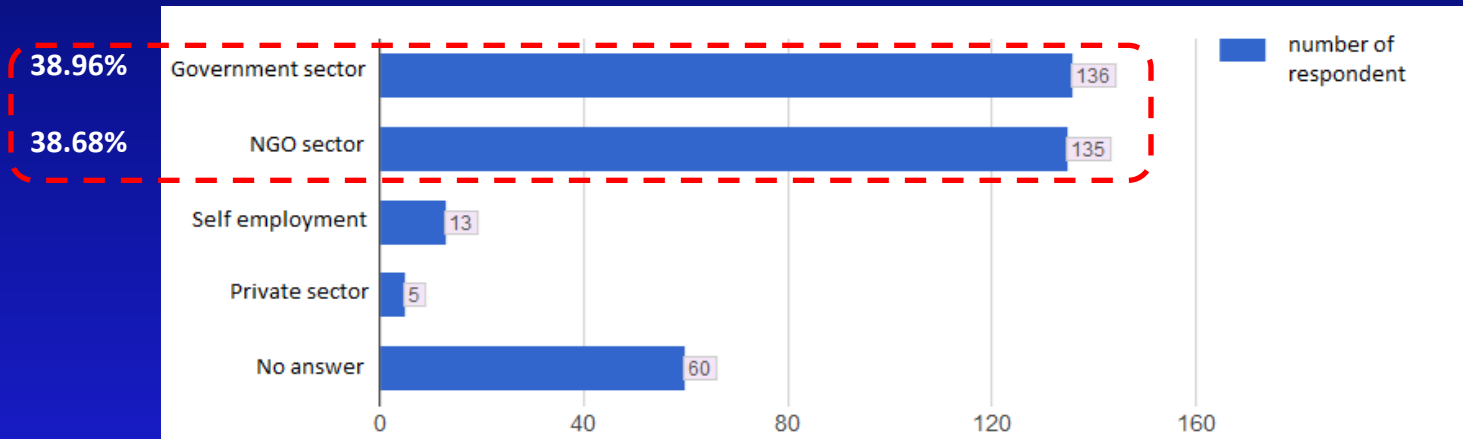


69.63%

Salary level for the current job (n=349)



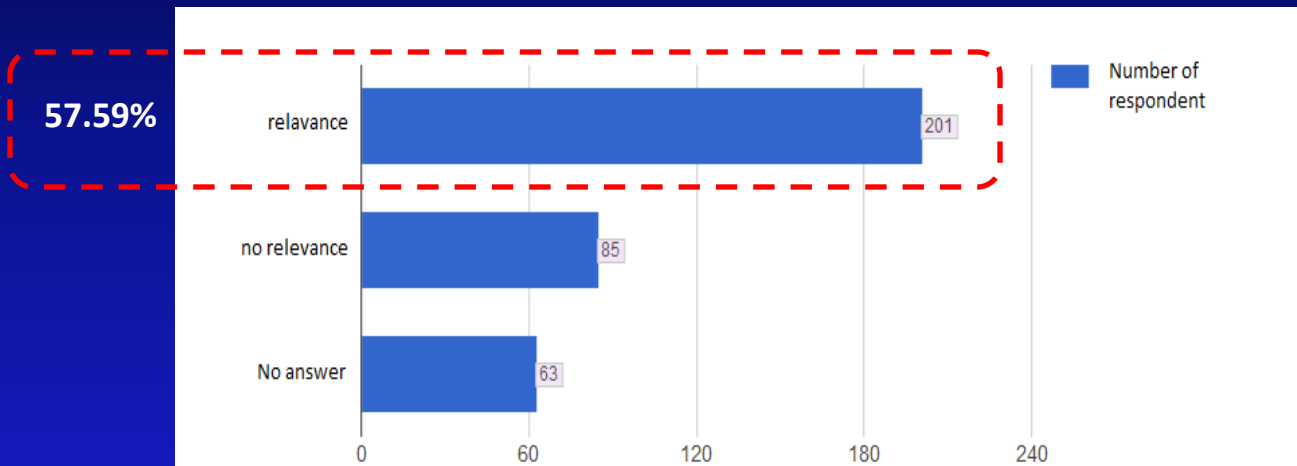
Work place



Work places of Tanjungpura University alumni 2013 (n=349)



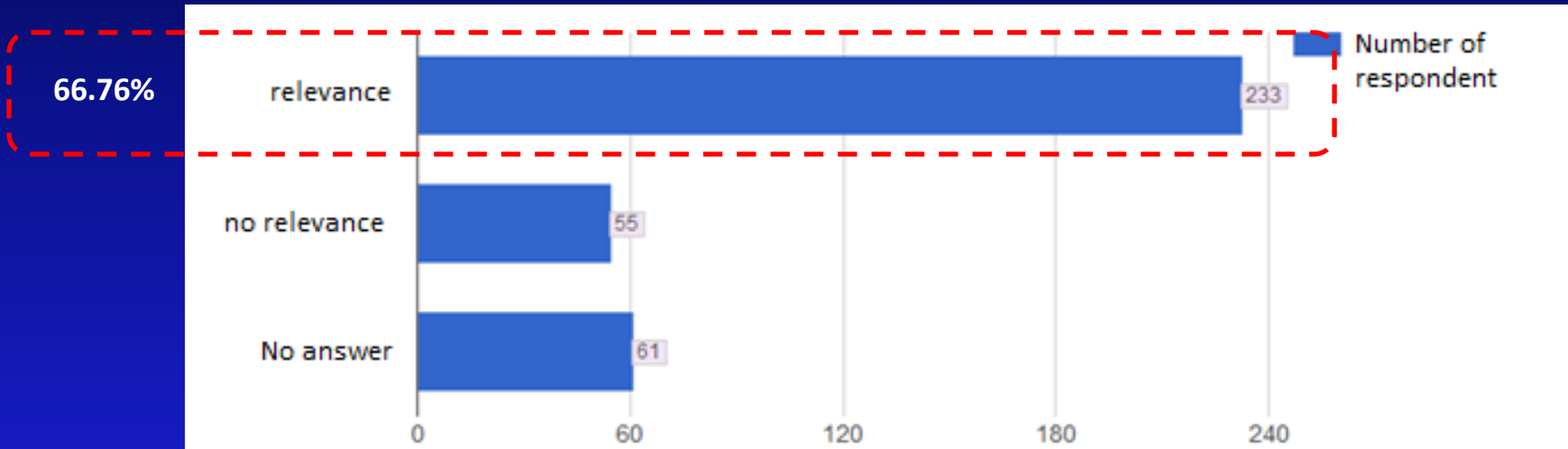
Relevance of curriculum



Relevance of curriculum and work place of Tanjungpura University alumni 2013 (n=349)



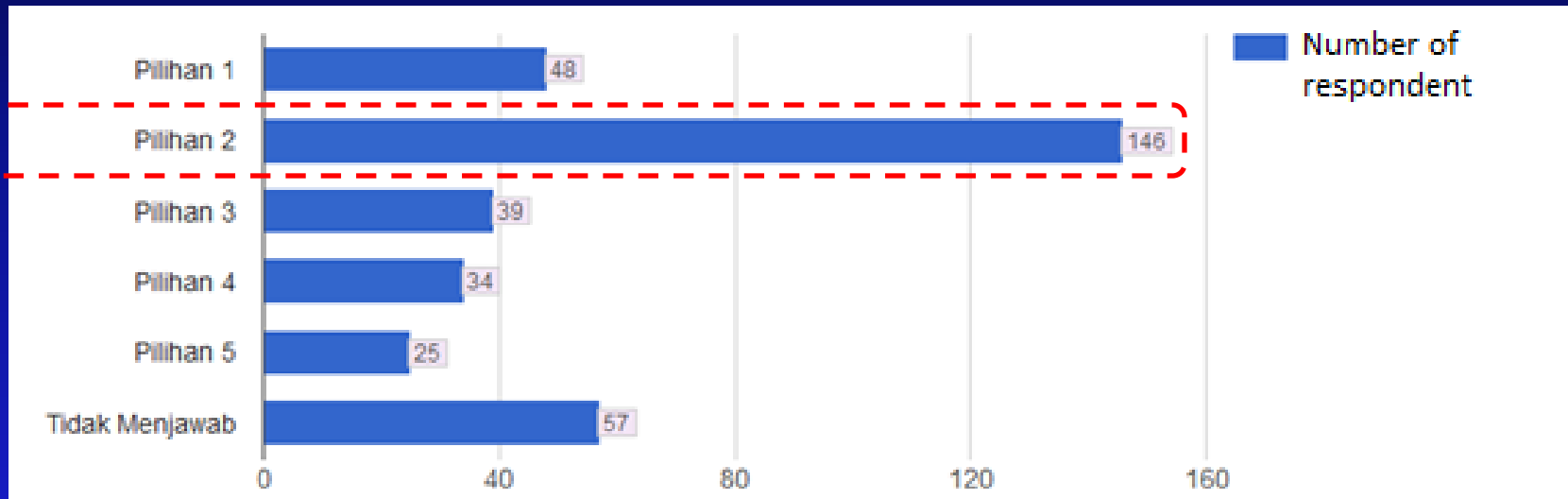
Job as expectation



Current job is relevant to expectation (n=349)



The relevance between study program and current job



The relevance between study program and current job (n=349)



Horizontal and Vertical Alignment

Untan alumni have horizontal alignment which means there is sufficient relationship between educational competence and working position. 78.8% alumni who took part in this study have horizontal alignment.

Untan alumni have vertical alignment which means there is sufficient relationship between minimum educational level and working position. 93.3% alumni who took part in this study have vertical alignment.



**Thank You Very Much
for your kind attention**

